



K-12 U.S. Community Activity Report

The data presented represents all incidents reported by **the** STOPit K-12 Community for the period of 7/1/2017-6/30/2018

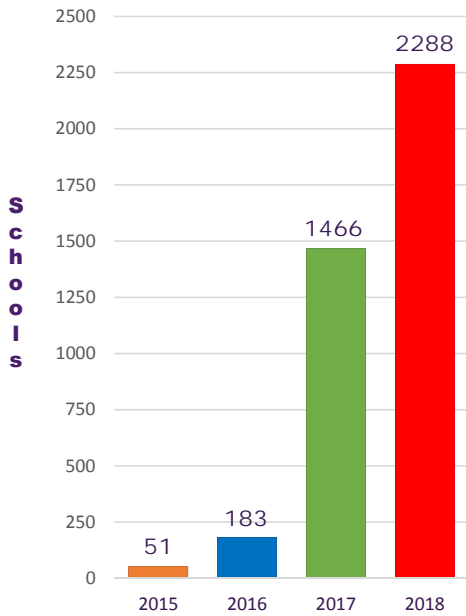
TOP 5 Reported Incident Types in the 2017-2018 School Year

1. Misconduct
2. Harassment
3. Bullying
4. Substance Abuse
5. Threat

TOP 5 Reporting Days in the 2017-2018 School Year

1. January 24th, 2018
2. March 1st, 2018
3. May 10th, 2018
4. March 6th, 2018
5. November 27th, 2017

STOPit U.S. K-12 Community Growth



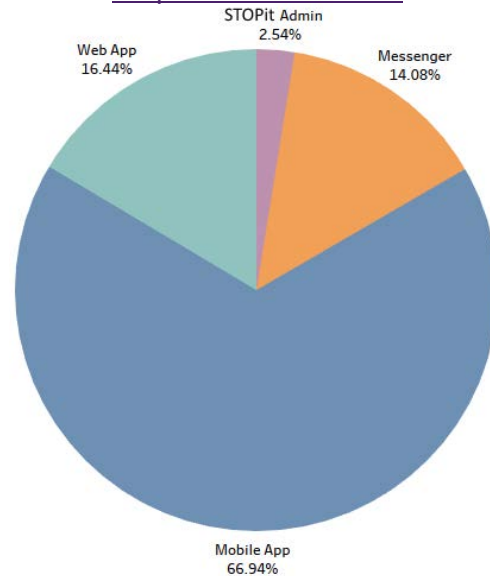
Total Number of Incidents Reported during the **2017-18** School Year

28,742

Total Number of Incidents Reported since 2015

36,463

Percentage of Incidents by Reported Method



Avg time spent in STOPit Admin

5 min 7 sec

Day of Week with the Highest Number of Incidents Reported

THURSDAY

Time of Day with the Highest Number of Incidents Reported

6:00 PM

Avg # of Incidents per School per year

31.6 Reports

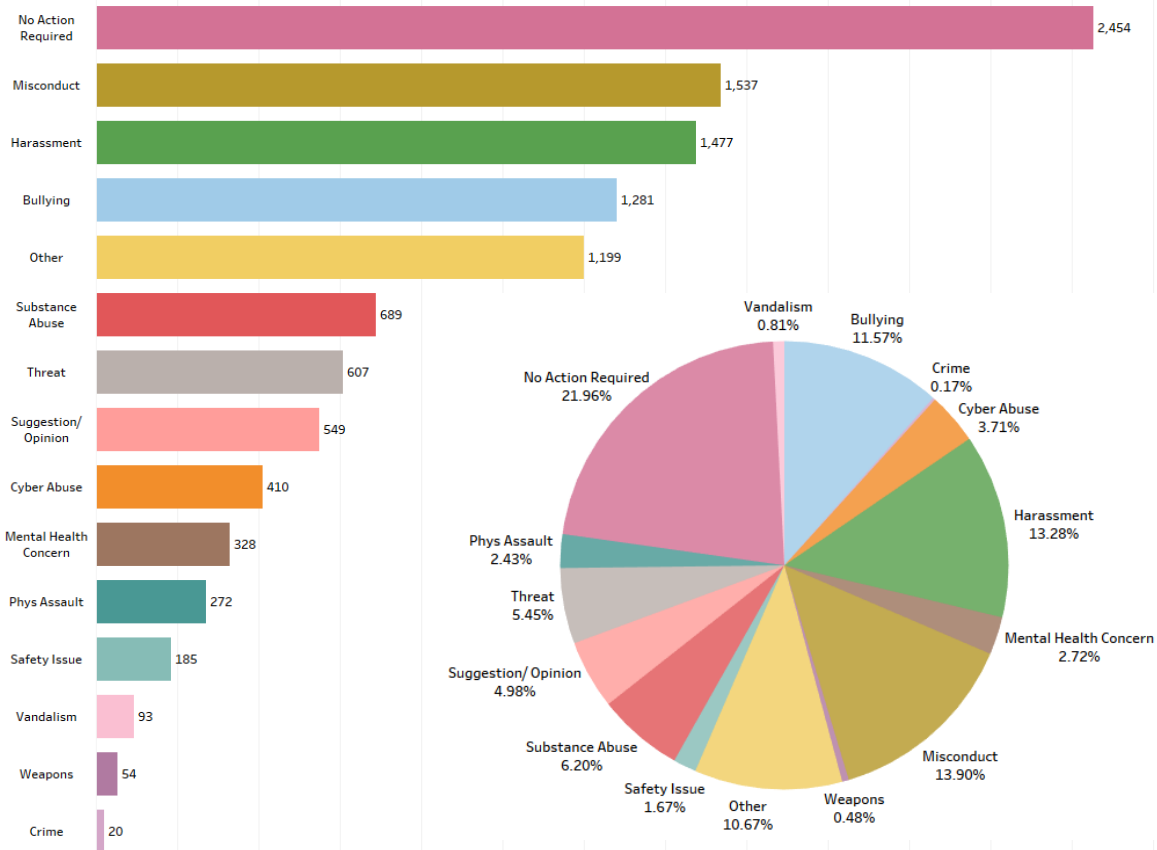




K-12 U.S. Community Activity Report

The data presented represents all incidents reported by the STOPit K-12 Community for the period of 7/1/2017-6/30/2018

TOTAL STOPit Incidents Reported by Incident **Type** between 7/1/17-6/30/18



Monthly YOY Trend Comparison of STOPit Incidents Reported

