

K-12 U.S. ACTIVITY REPORT

Incidents reported by STOPit K-12 Community Members for the period
7/1/2018 - 6/30/2019

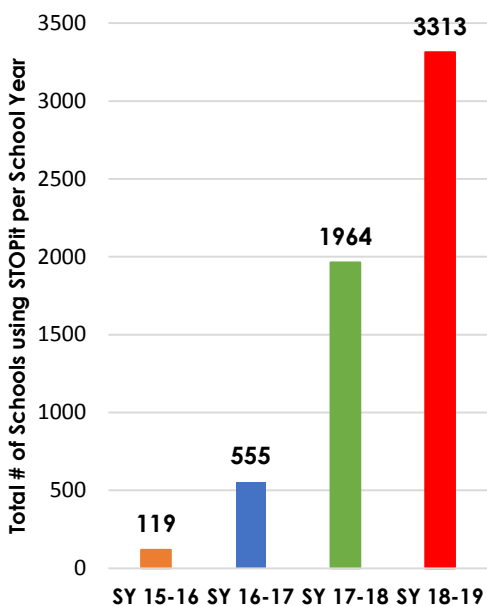
TOP 5 Reported Incident Types in the 2018-2019 School Year

1. Harassment
2. Misconduct
3. Bullying
4. Substance Abuse
5. Non-Violent Conflict

TOP 5 Reporting Days in the 2018-2019 School Year

1. November 15th, 2018
2. May 23rd, 2019
3. October 4th, 2018
4. May 8th, 2019
5. October 5th, 2018

STOPit K-12 U.S. Community School Growth



Total Number of Incidents Reported during the 2018-2019 School Year:

41,156

Total Number of Incidents Reported since 2015:

72,702

Average # of Incidents Reported per School

13

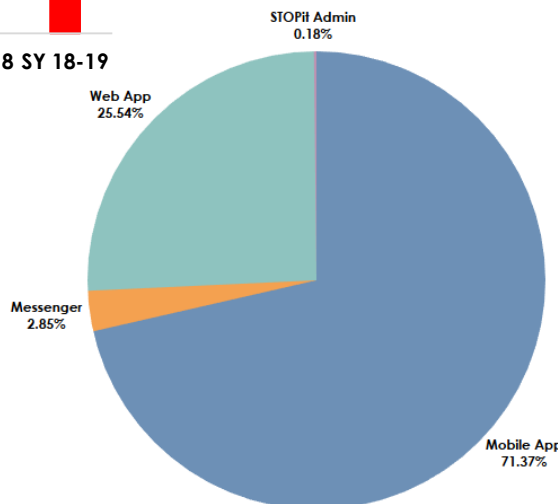
Day of Week with the Highest Number of Incidents Reported:

THURSDAY

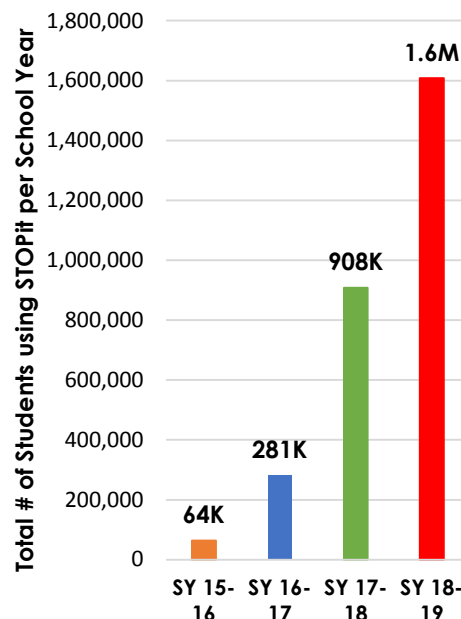
Time of Day with the Highest Number of Incidents Reported:

12 PM-1 PM

Percentage of Incidents by Reported Method



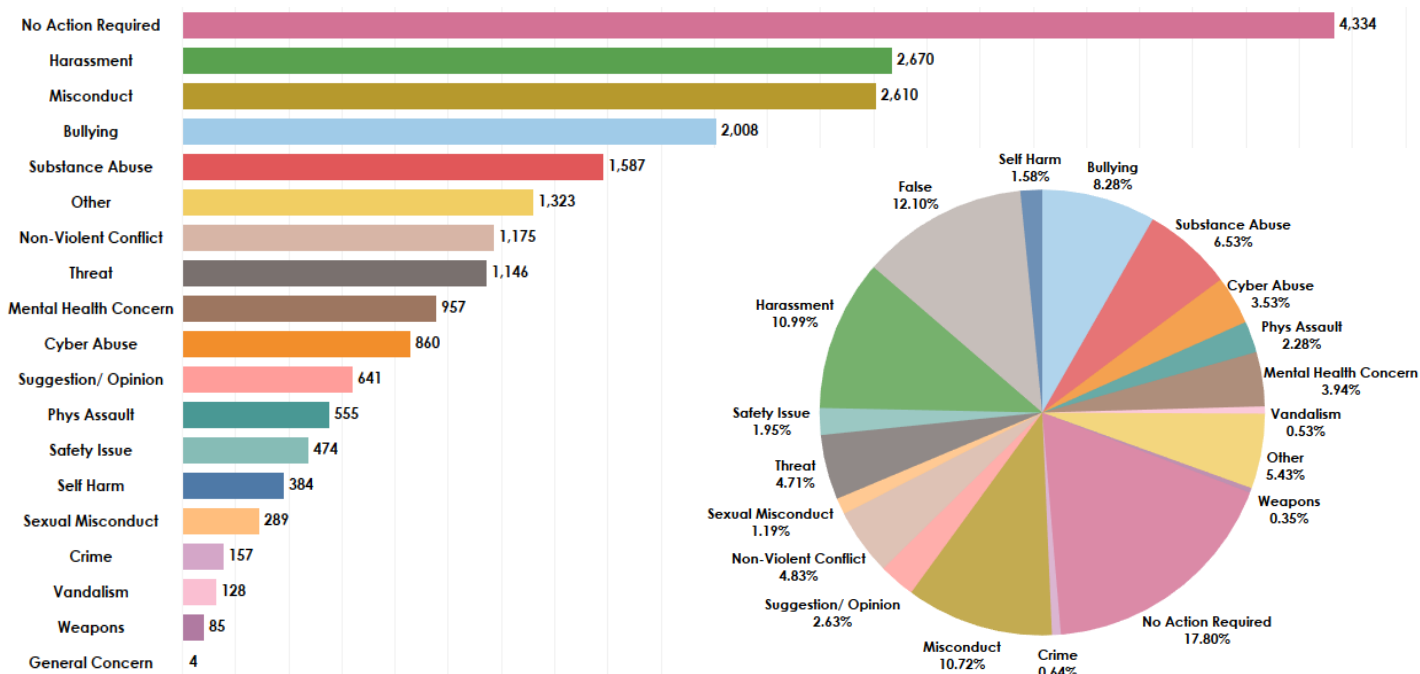
STOPit K-12 U.S. Community Student Growth



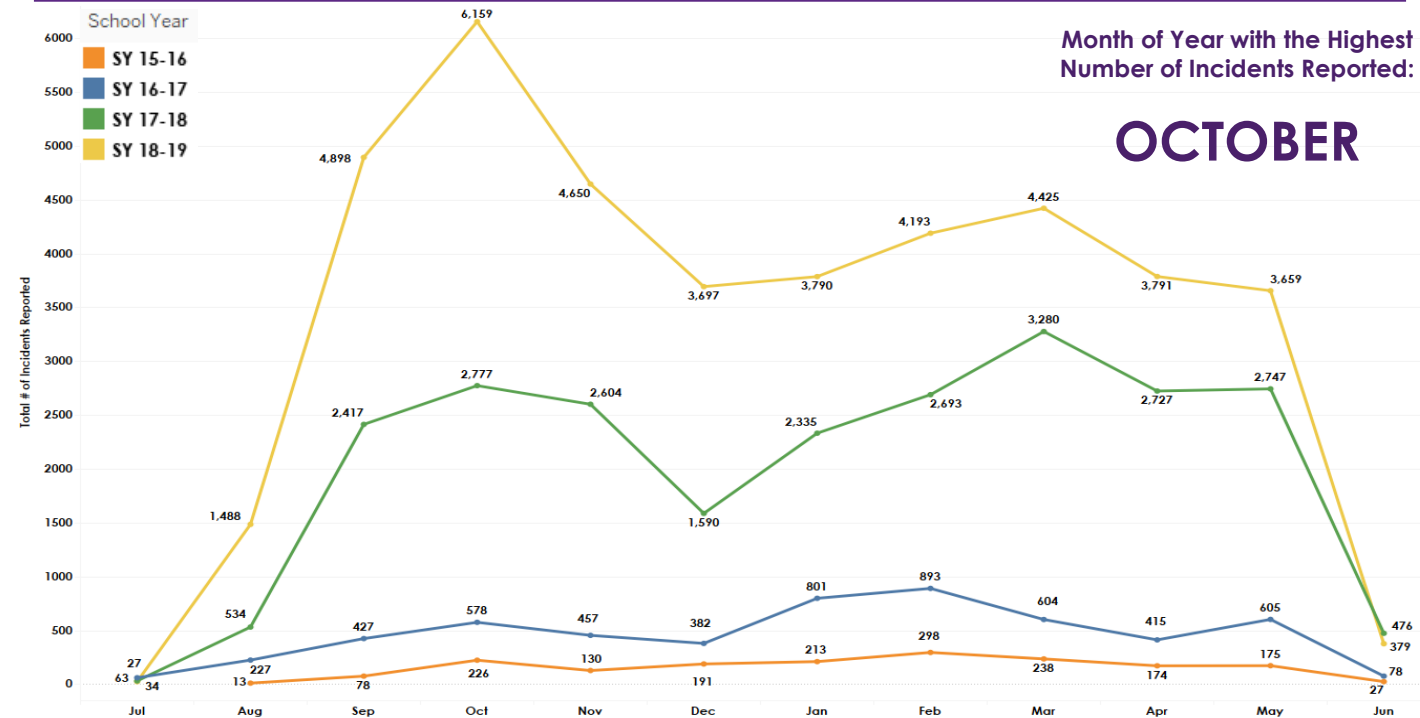
K-12 U.S. ACTIVITY REPORT

Incidents reported by STOPit K-12 Community Members for the period
7/1/2018 - 6/30/2019

Total STOPit Incidents Reported by Incident Family between 7/1/18 - 6/30/19



Monthly YOY Trend Comparison of STOPit Incidents Reported



Month of Year with the Highest Number of Incidents Reported:

OCTOBER